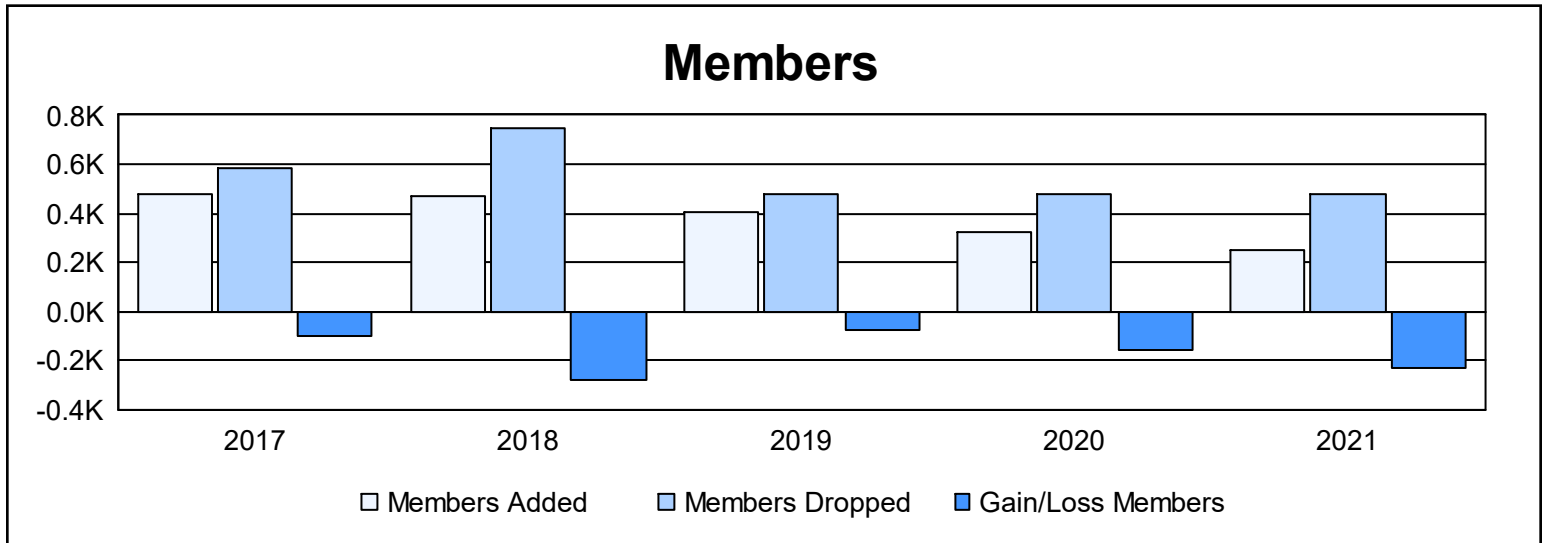
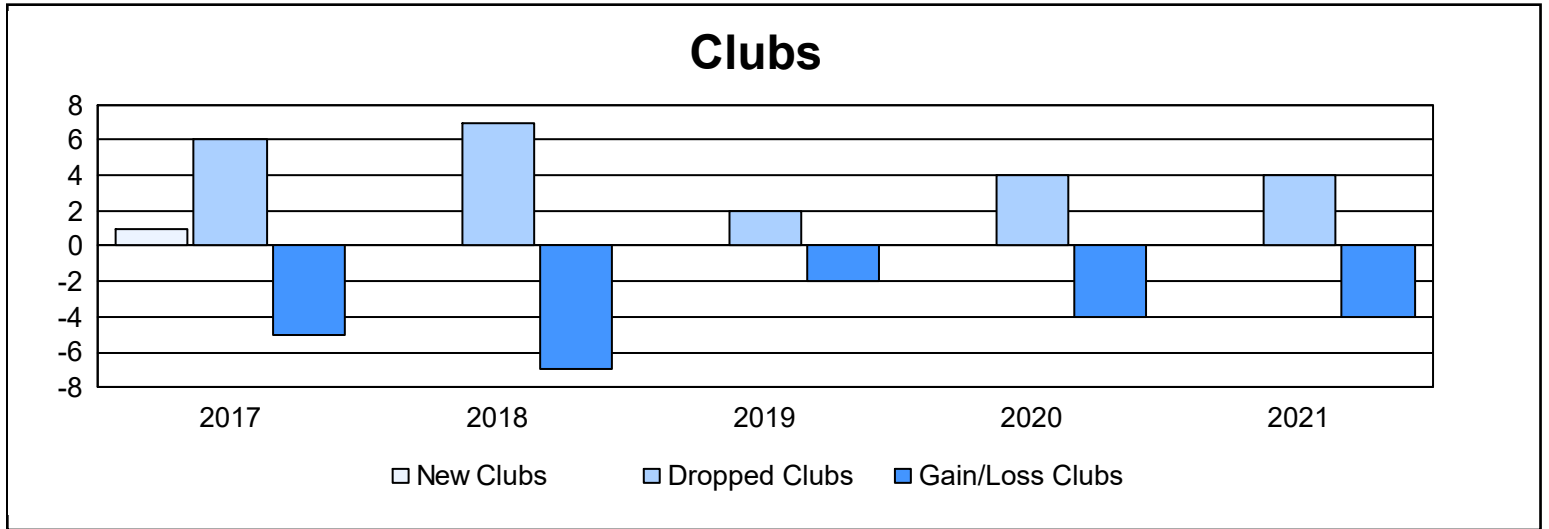
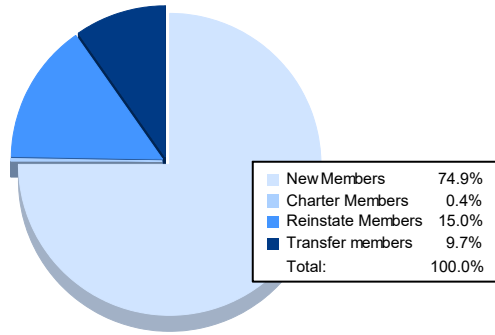


Year	New Clubs	Dropped Clubs	Gain/ Loss Clubs	New Members	Charter Members	Reinstate Members	Transfer Members	Total Member Added	Total Members Dropped	Gain/ Loss Members
2016-2017	1	6	-5	396	28	37	21	482	584	-102
2017-2018	0	7	-7	391	8	22	45	466	749	-283
2018-2019	0	2	-2	324	6	54	19	403	478	-75
2019-2020	0	4	-4	258	1	42	21	322	477	-155
2020-2021	0	4	-4	185	1	37	24	247	479	-232
<b>Average</b>	<b>0</b>	<b>5</b>	<b>-4</b>	<b>311</b>	<b>9</b>	<b>38</b>	<b>26</b>	<b>384</b>	<b>553</b>	<b>-169</b>



### Membership Composition June 2021 Cumulative



### Gender Composition June 2021 Cumulative

